
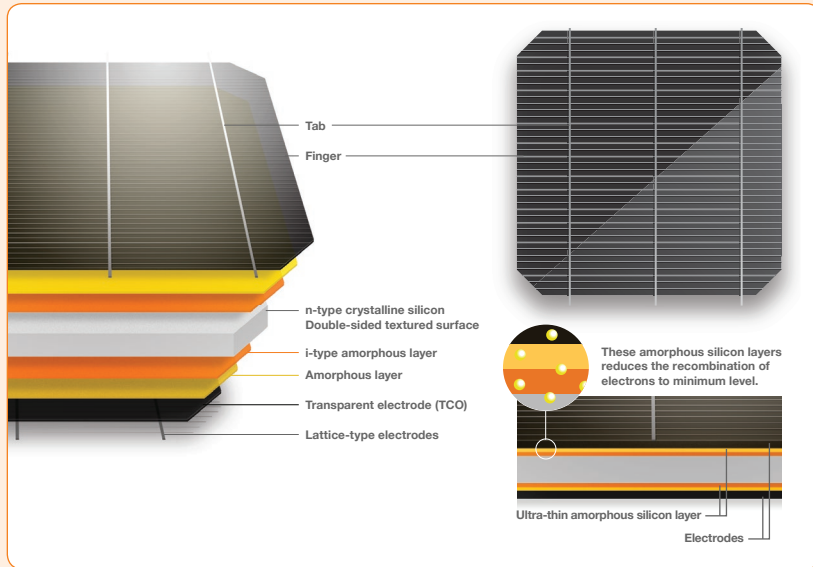


N325K / N320K

Panasonic's unique heterojunction technology uses ultra-thin amorphous silicon layers. These thin dual layers reduce losses, resulting in higher energy output than conventional panels.



Appearance may look different on actual product

Panasonic HIT® Black is the brand new all-black module which features high efficiency 19.1%, industry leading temperature coefficient of $-0.258\% / ^\circ\text{C}$ and a sleek design. Powerful and aesthetic designed to make your roof look great.

Our competitive advantages



High Efficiency at High Temperatures

As temperature increases, HIT® continues to perform at high levels due to the industry leading temperature coefficient of $-0.258\% / ^\circ\text{C}$. No other module even comes close to our temperature characteristics. That means more energy throughout the day.



25 Year Product and Performance Warranty**

Industry leading 25 year product workmanship and performance warranty is backed by a century old company- Panasonic. Power output is guaranteed to 90.76% after 25 years, far greater than other companies.



Quality and Reliability

Panasonic's vertical integration, 20 years of experience manufacturing HIT® and 20 internal tests beyond those mandated by current standards provides extreme quality assurance.



Higher Efficiency 19.4%

Enables higher power output and greater energy yields. HIT® provides maximum production for your limited roof space.



Low Degradation

HIT "N-type" cells result in extremely Low Light Induced Degradation (LID) and zero Potential Induced Degradation (PID) which supports reliability and longevity. This technology reduces annual degradation to 0.26% compare to 0.70% in conventional panels, guaranteeing more power for the long haul.



Enhanced Frame Design

A new 40mm frame increases durability and strength, being able to handle loads of up to 5400Pa. Also, the water drainage system gives rain water and snow melt a place to go, reducing water stains and soiling. Less dirt on the module means more sunlight getting through to generate power.

N325K / N320K

ELECTRICAL SPECIFICATIONS

| Model | VBHN325KA03 | VBHN320KA03 |
|---------------------------------|-------------|-------------|
| Rated Power (Pmax) ¹ | 325W | 320W |
| Maximum Power Voltage (Vpm) | 59.2V | 58.7V |
| Maximum Power Current (Ipm) | 5.50A | 5.46A |
| Open Circuit Voltage (Voc) | 70.9V | 70.5V |
| Short Circuit Current (Isc) | 5.94A | 5.89A |
| Temperature Coefficient (Pmax) | -0.258%/°C | -0.258%/°C |
| Temperature Coefficient (Voc) | -0.17V/°C | -0.16V/°C |
| Temperature Coefficient (Isc) | 3.27mA/°C | 3.21mA/°C |
| NOCT | 44.0°C | 44.0°C |
| CEC PTC Rating (Tentative) | 308.5 | 303.7 |
| Cell Efficiency | 21.8% | 21.5% |
| Module Efficiency | 19.4% | 19.1% |
| Watts per Ft. ² | 18.03W | 17.8W |
| Maximum System Voltage | 600V | 600V |
| Series Fuse Rating | 15A | 15A |
| Warranted Tolerance [-/+] | +10%/-0%* | +10%/-0%* |

MECHANICAL SPECIFICATIONS

| Model | VBHN325KA03, VBHN320KA03 |
|-------------------------------------|--|
| Internal Bypass Diodes | 4 Bypass Diodes |
| Module Area | 18.02 Ft. ² (1.67m ²) |
| Weight | 40.81 Lbs. (18.5kg) |
| Dimensions LxWxH | 65.3 x 43.7 x 48.5 in. (1658.6x1110x1232mm) |
| Cable Length +Male/-Female | 40.2/40.2 in. (1020/1020 mm) |
| Cable Size / Type | No. 12 AWG / PV Cable |
| Connector Type ² | Multi-Contact [®] Type IV (MC4™) |
| Static Wind / Snow Load | 112 PSF (5400Pa)**** |
| Pallet Dimensions LxWxH | 65.3x43.7x48.5 in. |
| Quantity per Pallet / Pallet Weight | 24 pcs./1049 Lbs. (476 kg) |
| Quantity per 40' Container | 672 pcs. |
| Quantity per 20' Container | 288 pcs. |

Operating Conditions & Safety Ratings

| Model | VBHN325KA03, VBHN320KA03 |
|--------------------------------|---|
| Operating Temperature | -40°F to 185°F [-40°C to 85°C] |
| Hail Safety Impact Velocity | 1" hailstone (25mm) at 52 mph (23m/s) |
| Safety & Rating Certifications | UL 1703, cUL, CEC |
| UL 1703 Fire Classification | Type 2 |
| Limited Warranty | 25** Yrs Workmanship and Power Output (Linear)*** |
| Manufacturing Locations | Malaysia and USA |

NOTE: Standard Test Conditions: Air mass 1.5; irradiance = 1000W/m²; cell temp. 25°C

* Maximum power at delivery. For guarantee conditions, please check our guarantee document.

** Installation need to be registered through our website www.panasonicusahitwarranty.com within 60 days in order to receive twenty-five (25) year Product workmanship. Otherwise, Product Workmanship will be only fifteen (15) years.

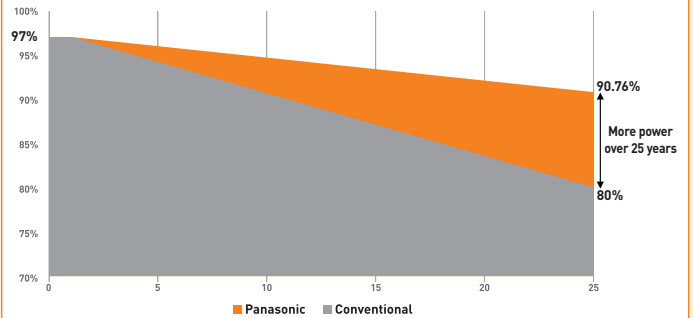
*** 1st year 97%, after 2nd year 0.26% annual degradation to year 25.

¹ STC: Cell temp. 25°C, AM1.5, 1000W/m²

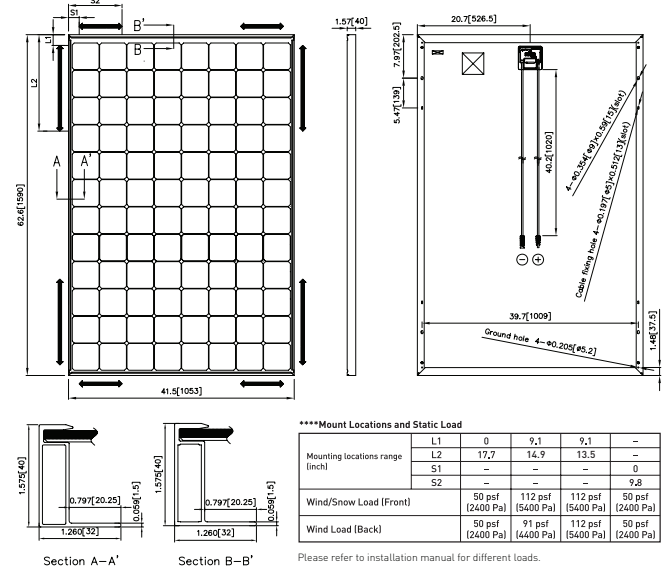
² Safety locking clip (PV-SSH4) is not supplied with the module.

NOTE: Specifications and information above may change without notice.

PERFORMANCE WARRANTY

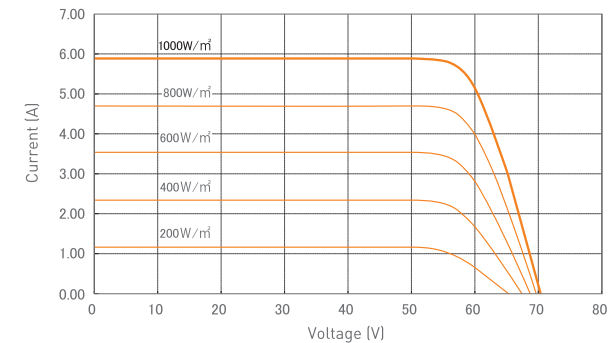


DIMENSIONS



Unit: inches (mm)

DEPENDENCE ON IRRADIANCE



Reference data for model: VBHN325KA03
(Cell temperature: 25°C)

CAUTION! Please read the installation manual carefully before using the products.

Used electrical and electronic products must not be mixed with general household waste. For proper treatment, recovery and recycling of old products, please take them to applicable collection points in accordance with your national legislation.